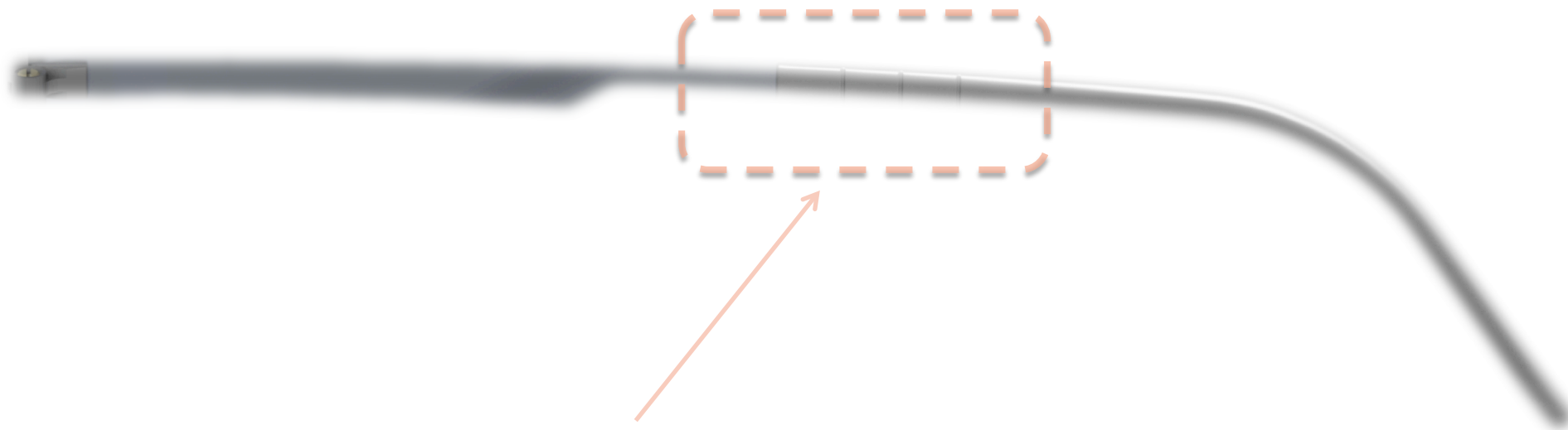



# AJUSTE DAS HASTES




As marcas na haste facilitam o encurtamento da mesma

# AJUSTE DAS HASTES



Depois de quebrar a cola com um alicate, encurte a haste com uma ferramenta de corte




Lime as arestas




Remova o resto da cola

Atenção: Seja cuidadoso enquanto remove a cola




Encurte a parte final da haste, nas marcas certas com um bisturi

# AJUSTE DAS HASTES



Endireite o fim da haste aos poucos.



Ajuste a haste, dobrando-a.

Pode aquecer o material até 70°