

*Silhouette*<sup>®</sup>


AUTHENTIC EYEWEAR. SINCE 1964.

**AJUSTAR HASTES**

**5459, 5460, 5461, 5462**

# Ajuste a abertura da haste | SPX Signia Carbon



Reduzir



Alargar

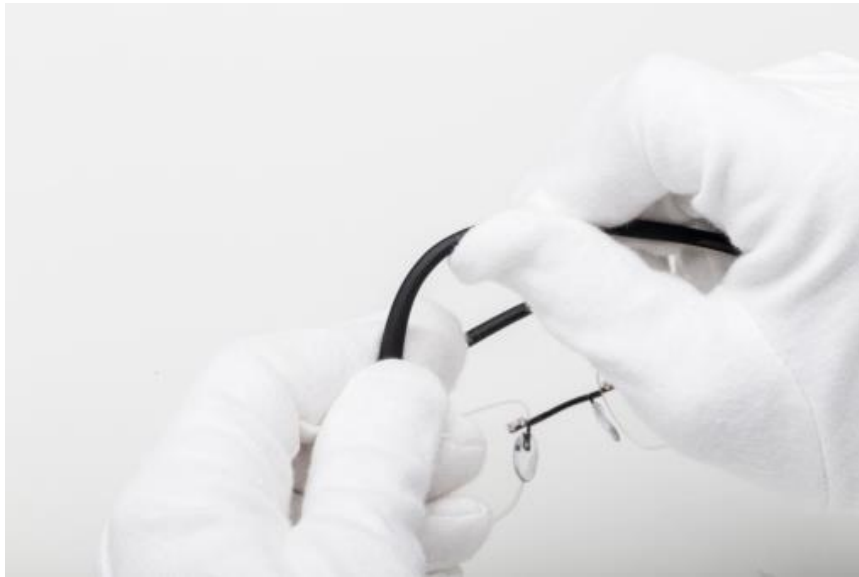


## SPX Signia Carbon | Montagem da haste



- Coloque a peça de titânio na haste
- Pressione a haste contra a peça em titânio

# Correcção da haste | SPX Signia Carbon



Devido ao fio metálico no interior é possível adaptar a frio

*Silhouette*®

AUTHENTIC EYEWEAR. SINCE 1964.