

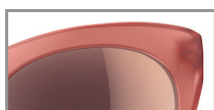


# CARLA


T 6 1 2




**ICE /  
BLACK MATTE SCRIBBLED /  
GREY LENSES**  
1200




**FADED CORALE MATTE /  
ROSÉ GOLD GRADIENT  
MIRROR LENSES**  
3530




**SOFT MINT MATTE /  
GREEN  
LENSES**  
5500



**FIZZY CHAMPAGNE MATTE  
CATTY /  
GOLD GRADIENT MIRROR LENSES**  
8630



**BLACK /  
WHITE MATTE SCRIBBLED /  
GREY LENSES**  
9200




**BLACK MATTE SCRIBBLED /  
BLACK MATTE /  
GREY POL LENSES**  
9300




**BLACK MATTE CATTY /  
BLACK MATTE /  
GREY GRADIENT LENSES**  
9400

 mm 53 x 46 (1776 mm<sup>2</sup>)

 mm 57

 mm 21

 mm 135

Material: **natural** 

## SPARE PARTS AND ADDITIONAL MATERIAL

SPARE PART GROUP **n 6 2**

- B-TN62** temple
- SOG 142** gold gradient mirror, green, grey, grey gradient, rosé gold gradient mirror
- SOG 152** grey pol
- SR 381** temple joint screw
- PL 27** cleaning cloth and cover
- SHE 235** soft case
- FK 165** box

technische Änderungen und Druckfehler vorbehalten  
specifications are subject to change without notice, no liability will be assumed for misprints  
sous réserve de modifications techniques et d'erreurs d'impression