

Silhouette[®]
AUTHENTIC EYEWEAR. SINCE 1964.





Mod. 5458



SILHOUETTE
ILLUSION NYLOR

ILLUSION NYLOR
Mod. 5458

Kastensystem/Boxing system/Système de castes

	mm	53 x 36 (16,19 cm ²)	55 x 37 (17,44 cm ²)
	mm	58	60
	mm	18	18
	mm	140	145



B 5458
BC 658
140 mm
145 mm



GK 224



BLS 85
SP 96



NY 2 Unterfaden
lower thread
inférieur



SHE 153/2



FS 5458/53
5458/55

Cardboard box FK 104/3
Cleaning cloth PL 18
Demo lenses: STG 72

Ersatzteile / Spare parts / Pièces de rechange

Mod. 5458

Metallfassung aus High Tech Titan mit SPX[®]+ Bügel
Metal frame made of High Tech Titanium with temple made of SPX[®]+
Monture en metal fabriques en High Tech Titanium avec branches en SPX[®]+

Oberfläche Metallteile / Metal parts surface / surfaces métalliques

Col. /20-6052
vergoldet, mit Lackfinish
gold plated, with lacquer finish
plaqué-or, avec finition de laque

Col. /60-6060, 6061
mit Ruthenium beschichtet, mit Lackfinish
ruthenium plated, with lacquer finish
plaqué en ruthenium, avec finition vernie

Col. /40-6057, 6059
mit Farbfinish und Lackbeschichtung
with colour- and lacquer-finish
avec couleur de finition-vernies


technische Änderungen und Druckfehler vorbehalten
specifications are subject to change without notice, no liability will be assumed for misprints
sous réserve de modifications techniques et d'erreurs d'impression

www.silhouette.com

ILLUSION NYLOR
Mod. 5458



/20-6052
GOLD / BROWN
metal parts gold shiny / temples brown with pattern print
black shiny / temple ends black / caps gold shiny



/40-6057
KHAKI
metal parts khaki matte / temples khaki with pattern print
beige shiny / temple ends khaki / caps titanium shiny




/40-6059
BLACK SHINY / GREY
metal parts black shiny / temples light grey with pattern print
black shiny / temple ends black / caps black shiny



/60-6060
BLACK / ANTHRACITE
metal parts ruthenium shiny / temples grey with pattern print
grey shiny / temple ends black / caps silver shiny



/60-6061
GREY / BLUE
metal parts ruthenium matte / temples blue with pattern print
grey shiny / temple ends black / caps silver matte



Silhouette[®]
AUTHENTIC EYEWEAR. SINCE 1964.

