

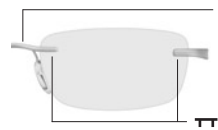
Mod. 7633
7629
7630
7631
7632



BC 579
135 mm
140 mm
145 mm



FS 7629/52
7629/54
FS 7630/51
7630/53
FS 7631/53
7631/55
FS 7632/53



MST 907
BA 787/5
BLS 58



P 0027
Universal-Montage-Box
universal mounting-box
boite de montage universelle



SP 96



P 0023
Universal-Montagezange
universal assembly pliers
pince de montage universelle



SHE 200

Ersatzteile / Spare parts / Pièces de rechange

Mod. 7633 - 7629, 7630, 7631, 7632

Metallgarnitur aus High-Tech Titanium mit Kunststoffbügel aus SPX
Metal chassis made of High-Tech Titanium with temples made of SPX
Kit en métal fabriqué en High-Tech Titanium avec branches en SPX

Col. /20-6050
vergoldet, mit Lackfinish
gold plated, with lacquer finish
plaqué-or, avec finition de laque

Col. /50-6053
schwarz verchromt, mit Lackfinish
chromium plated black, with lacquer finish
chromé noir, avec finition de laque

Col. /40-6051, 6052
verchromt, mit Farbfinish und Lackbeschichtung
chromium plated, with colour- and lacquer-finish
chromé, avec couleur de finition-vernir

Col. /60-6054
mit Ruthenium beschichtet
ruthenium plated
plaqué en ruthenium

Silhouette®

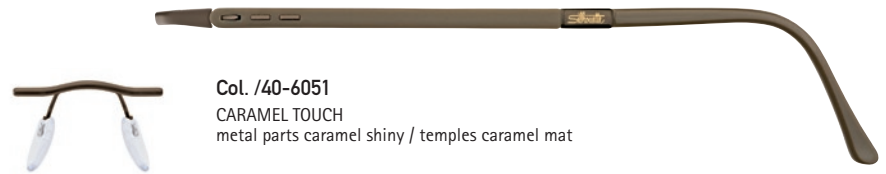
Mod. 7633
7629
7630
7631
7632



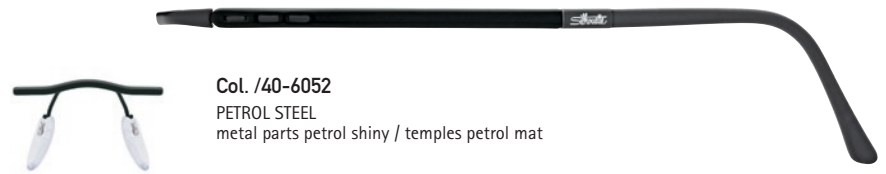
SILHOUETTE
INTARSIA



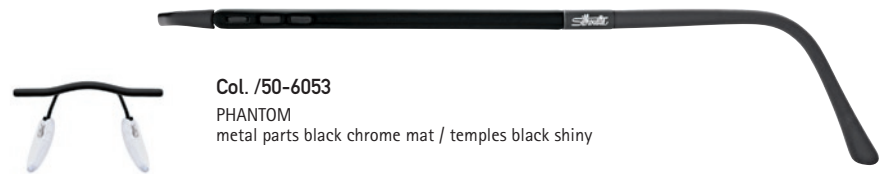
Col. /20-6050
BLACK COFFEE
metal parts gold satinated / temples dark-brown shiny



Col. /40-6051
CAMEL TOUCH
metal parts caramel shiny / temples caramel mat



Col. /40-6052
PETROL STEEL
metal parts petrol shiny / temples petrol mat



Col. /50-6053
PHANTOM
metal parts black chrome mat / temples black shiny



Col. /60-6054
BORDEAUX LIGHT
metal parts ruthenium shiny / temples bordeaux mat



7633/40-6051
Metallgarnitur aus High-Tech Titanium
Metal chassis made of High-Tech Titanium
Kit en métal fabriqué en High-Tech Titanium

Kastensystem/Boxing system

	mm	---	---
	mm	---	---
	mm	18	19
	mm	135 140	140 145

SILHOUETTE
INTARSIA



Mod. 7629/20-6050

Kastensystem/Boxing system

	mm	52 x 29 (13,15 cm ²)	54 x 30 (14,18 cm ²)
	mm	54	56
	mm	18	18
	mm	135	140



Mod. 7631/50-6053

Kastensystem/Boxing system

	mm	53 x 35 (16,11 cm ²)	55 x 36 (17,34 cm ²)
	mm	57	59
	mm	18	18
	mm	140	145



Mod. 7630/60-6054

Kastensystem/Boxing system

	mm	51 x 31 (13,88 cm ²)	53 x 32 (14,99 cm ²)
	mm	55	57
	mm	18	18
	mm	135	140



Mod. 7632/40-6052

Kastensystem/Boxing system

	mm	53 x 24 (11,28 cm ²)	
	mm	56	
	mm	19	
	mm	145	





Silhouette®

Mod. 7633

Bestellung Garnitur
Order chassis
Commande kit

Sortiment
Assortment
Assortiment

SILHOUETTE
INTARSIA

Mod.	Größe size taille	20-6050	40-6051	40-6052	50-6053	60-6054
7629	52/18					
	54/18					
7630	51/18					
	53/18					
7631	53/18					
	55/18					
7632	53/19					

= entsprechende Version
der Garnitur
= equivalent version
of the chassis
= référence du kit
correspondant

Garnitur chassis kit	Größe size taille
7633	18/35 18/40
7633	18/35 18/40
7633	18/40 18/45
7633	19/45