

Silhouette®

Silhouette®


classic  
visions

Mod. 1960  
1966 2812  
1967 2813  
1968 2814  
1969 2815

classic  
visions

Mod. 1960  
1966 2812  
1967 2813  
1968 2814  
1969 2815

1960/00-6055  
SPX-Garnitur  
SPX-fitting  
Monture percée en SPX



Version mit verlängerten Stegstützen siehe Rückseite  
Version with extended bridge see reverse side  
Version allongée au verso

minimalX

Kastensystem/Boxing system

|  |    |         |         |         |
|--|----|---------|---------|---------|
|  | mm | --      | --      | --      |
|  | mm | --      | --      | --      |
|  | mm | 17      | 19      | 21      |
|  | mm | 140 145 | 145 150 | 150 160 |

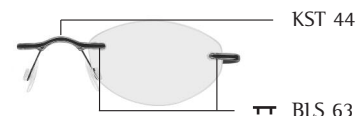
Bügel-Sonderlängen/Special temple lengths/Branches longueurs spéciales: 140 mm, 145 mm, 150 mm, 160 mm



BC 544  
140 mm  
145 mm  
150 mm  
160 mm



GK 160  
GK 182 (Col. 6058, 6059, 6060, 6061)  
70 mm, 75 mm, 80 mm, 90 mm



KST 44  
BLS 63



SP 87



Präsentations-Kassette  
Presentation-box  
cassette de présentation



FS 1966/47  
1966/49

FS 2812/50  
2812/52

FS 1967/48  
1967/50

FS 2813/48  
2813/50

FS 1968/48  
1968/50

FS 2814/49  
2814/51

FS 1969/50  
1969/52

FS 2815/47  
2815/49



Clip-on 5068



P 0027  
Universal-Montagbox  
universal mounting-box  
boîte de montage universelle



P 0023  
Universal-Montagezange  
universal assembly pliers  
pince de montage universelle

Ersatzteile / Spare parts / Pièces de rechange

Mod. 1960 - 1966, 1967, 1968, 1969, 2812, 2813, 2814, 2815

SPX-Garnitur mit Metallteilen aus High-Tech Titanium

SPX-fitting with metal parts made of High-Tech Titanium

Monture en SPX avec parties en métal fabriquées en High-Tech Titanium

Col. /0 - 6050, 6051, 6052, 6053, 6054, 6055,  
6056, 6057, 6058, 6059, 6060, 6061

Folgende Varianten sind mit verlängerten Stegstützen erhältlich

The following versions are available with extended bridge

Les versions suivantes sont disponibles avec porte-plaquettes allongées



1960/01-6058 19/50 - 21/50  
1960/01-6059 19/50 - 21/50  
1960/01-6060 19/50 - 21/50  
1960/01-6061 19/50 - 21/50

1966/01-6059 49/19  
1969/01-6060 50/17  
2812/01-6061 50/19  
2813/01-6058 48/19

www.silhouette.com

www.silhouette.com

classic  
visions

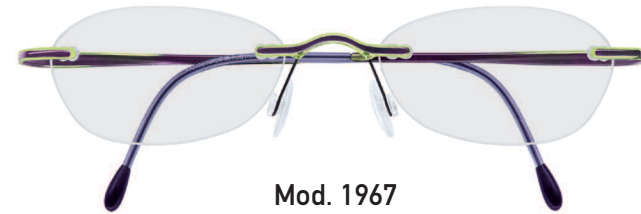


Mod. 1966

Kastensystem/Boxing system

|  |    |   |   |
|--|----|---|---|
|  | mm | <b>47</b> x 29 (10,66 cm <sup>2</sup> ) | <b>49</b> x 30 (11,59 cm <sup>2</sup> ) |
|  | mm | 48                                      | 50                                      |
|  | mm | <b>17</b>                               | <b>19</b>                               |
|  | mm | 140                                     | 145                                     |

Bügel-Sonderlängen/Special temple lengths/Branches longueurs spéciales: 140 mm, 145 mm



Mod. 1967

Kastensystem/Boxing system

|  |    |   |   |
|--|----|---|---|
|  | mm | <b>48</b> x 28 (10,67 cm <sup>2</sup> ) | <b>50</b> x 29 (11,58 cm <sup>2</sup> ) |
|  | mm | 49                                      | 51                                      |
|  | mm | <b>17</b>                               | <b>19</b>                               |
|  | mm | 140                                     | 145                                     |

Bügel-Sonderlängen/Special temple lengths/Branches longueurs spéciales: 140 mm, 145 mm



Mod. 1968

Kastensystem/Boxing system

|  |    |   |   |
|--|----|---|---|
|  | mm | <b>48</b> x 28 (10,98 cm <sup>2</sup> ) | <b>50</b> x 29 (11,92 cm <sup>2</sup> ) |
|  | mm | 51                                      | 53                                      |
|  | mm | <b>17</b>                               | <b>19</b>                               |
|  | mm | 140                                     | 145                                     |

Bügel-Sonderlängen/Special temple lengths/Branches longueurs spéciales: 140 mm, 145 mm

classic  
visions



Mod. 1969

Kastensystem/Boxing system

|  |    |   |   |
|--|----|---|---|
|  | mm | <b>50</b> x 36 (13,58 cm <sup>2</sup> ) | <b>52</b> x 37 (14,69 cm <sup>2</sup> ) |
|  | mm | 51                                      | 53                                      |
|  | mm | <b>17</b>                               | <b>19</b>                               |
|  | mm | 140                                     | 145                                     |

Bügel-Sonderlängen/Special temple lengths/Branches longueurs spéciales: 140 mm, 145 mm



Mod. 2812

Kastensystem/Boxing system

|  |    |   |   |
|--|----|---|---|
|  | mm | <b>50</b> x 35 (14,70 cm <sup>2</sup> ) | <b>52</b> x 36 (15,89 cm <sup>2</sup> ) |
|  | mm | 53                                      | 55                                      |
|  | mm | <b>19</b>                               | <b>21</b>                               |
|  | mm | 145                                     | 150                                     |

Bügel-Sonderlängen/Special temple lengths/Branches longueurs spéciales: 145 mm, 150 mm



Mod. 2813

Kastensystem/Boxing system

|  |    |   |   |
|--|----|---|---|
|  | mm | <b>48</b> x 32 (13,20 cm <sup>2</sup> ) | <b>50</b> x 33 (14,32 cm <sup>2</sup> ) |
|  | mm | 52                                      | 54                                      |
|  | mm | <b>19</b>                               | <b>21</b>                               |
|  | mm | 145                                     | 150                                     |

Bügel-Sonderlängen/Special temple lengths/Branches longueurs spéciales: 145 mm, 150 mm

classic  
visions



Mod. 2814

Kastensystem/Boxing system

|  |    |   |   |
|--|----|---|---|
|  | mm | <b>49</b> x 28 (11,40 cm <sup>2</sup> ) | <b>51</b> x 29 (12,34 cm <sup>2</sup> ) |
|  | mm | 51                                      | 54                                      |
|  | mm | <b>19</b>                               | <b>21</b>                               |
|  | mm | 145                                     | 150                                     |

Bügel-Sonderlängen/Special temple lengths/Branches longueurs spéciales: 145 mm, 150 mm



Mod. 2815

Kastensystem/Boxing system

|  |    |   |   |
|--|----|---|---|
|  | mm | <b>47</b> x 29 (12,34 cm <sup>2</sup> ) | <b>49</b> x 30 (13,41 cm <sup>2</sup> ) |
|  | mm | 52                                      | 54                                      |
|  | mm | <b>19</b>                               | <b>21</b>                               |
|  | mm | 145                                     | 150                                     |

Bügel-Sonderlängen/Special temple lengths/Branches longueurs spéciales: 145 mm, 150 mm

