

Silhouette®

Mod. 2880

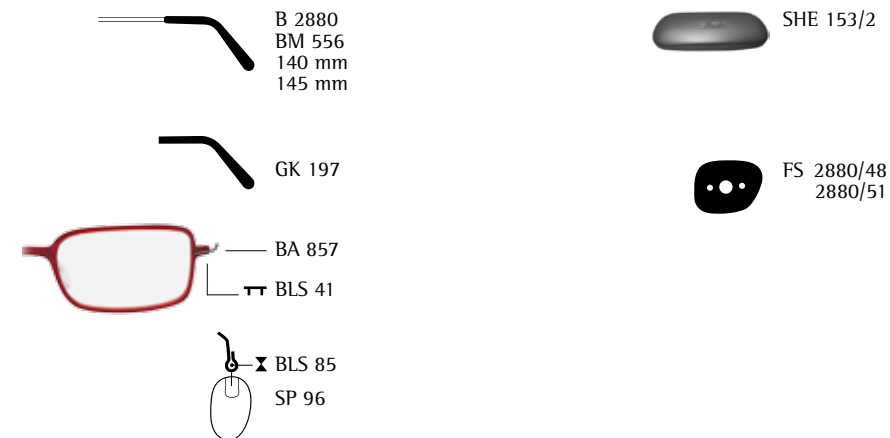


SILHOUETTE
TITAN DYNAMICS FULLRIM

Mod. 2880

Kastensystem / Boxing system

	mm	48 x 33 (14,00 cm ²)	51 x 35 (15,82 cm ²)
	mm	52	55
	mm	19	20
	mm	140	145



Ersatzteile / Spare parts / Pièces de rechange

Mod. 2880

SPX-Fassung mit Metallbügel aus High Tech Titan
SPX frame with metal temples made of High Tech Titanium
Monture en SPX avec branches en High Tech Titanium

Col. /40-6051, 6053, 6054
verchromt, mit Farbfinish und Lackbeschichtung
chromium plated, with colour- and lacquer-finish
chromé, avec couleur de finition-vernie

Col. /50-6057
schwarz verchromt, mit Lackfinish
chromium plated black, with lacquer finish
chromé noir, avec finition de laque

Col. /60-6060
mit Ruthenium beschichtet
ruthenium plated
plaqué en ruthenium

Col. /40-6052
Farbgebung durch anodische Oxydation, mit Lackfinish
colouring by anodic oxidation, with lacquer finish
coloration par oxydation anodique, avec finition de laque

Col. /60-6058, 6059
mit Ruthenium beschichtet, mit Lackfinish
ruthenium plated, with lacquer finish
plaqué en ruthenium, avec finition de laque

technische Änderungen und Druckfehler vorbehalten
specifications are subject to change without notice, no liability will be assumed for misprints
sous réserve de modifications techniques et d'erreurs d'impression

www.silhouette.com

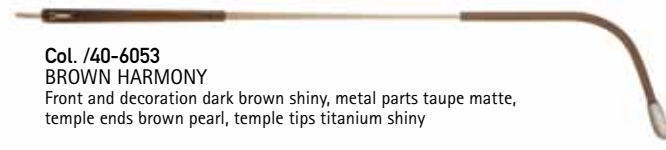
Mod. 2880



Col. /40-6051
LIGHT-BROWN EASE
Front and decoration basis colour grey with marble print honey and purple shiny, metal parts silver-gold shiny, temple ends light brown, temple tips titanium shiny



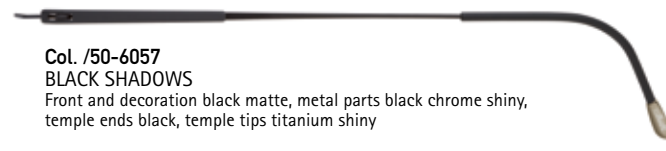
Col. /40-6052
YELLOW BRIGHTNESS
Front and decoration basis colour yellow with marble print honey and purple matte, metal parts brown shiny, temple ends honey, temple tips titanium shiny



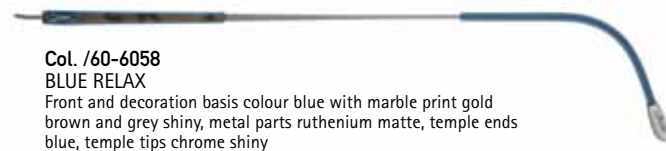
Col. /40-6053
BROWN HARMONY
Front and decoration dark brown shiny, metal parts taupe matte, temple ends brown pearl, temple tips titanium shiny



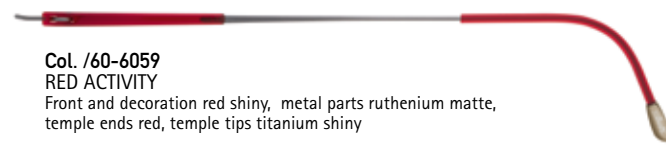
Col. /40-6054
VANILLA LOOK
Front and decoration basis colour beige with marble print beige and mud shiny, metal parts taupe matte, temple ends grey, temple tips titanium matte



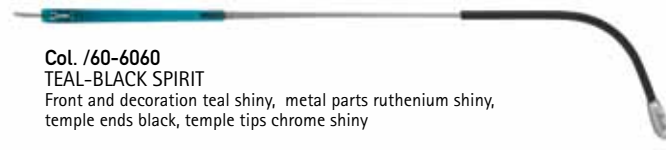
Col. /50-6057
BLACK SHADOWS
Front and decoration black matte, metal parts black chrome shiny, temple ends black, temple tips titanium shiny



Col. /60-6058
BLUE RELAX
Front and decoration basis colour blue with marble print gold brown and grey shiny, metal parts ruthenium matte, temple ends blue, temple tips chrome shiny



Col. /60-6059
RED ACTIVITY
Front and decoration red shiny, metal parts ruthenium matte, temple ends red, temple tips titanium shiny



Col. /60-6060
TEAL-BLACK SPIRIT
Front and decoration teal shiny, metal parts ruthenium shiny, temple ends black, temple tips chrome shiny

Silhouette[®]

