

# Silhouette®

AUTHENTIC EYEWEAR. SINCE 1964.

Mod. 5280

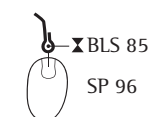


## SILHOUETTE TITAN DYNAMICS NYLOR

### TITAN DYNAMICS NYLOR Mod. 5280

Kastensystem / Boxing system

	mm	54 x 37 (17,29 cm²)	56 x 38 (18,59 cm²)
	mm	60	62
	mm	18	18
	mm	140	145



#### Mod. 5280

Ersatzteile / Spare parts / Pièces de rechange

Metallfassung aus High Tech Titan  
Metal frame made of High Tech Titanium  
Monture en métal fabriqués en High Tech Titanium

Col. /00-6050  
rhodiniert, mit Lackfinish  
rhodium plated, with lacquer finish  
rhodié, avec finition de laque

Col. /40-6052, 6053  
verchromt, mit Farbfinish und Lackbeschichtung  
chromium plated, with colour- and lacquer-finish  
chromé, avec couleur de finition-vernier

Col. /60-6055  
mit Ruthenium beschichtet, mit Lackfinish  
ruthenium plated, with lacquer finish  
plaqué en ruthenium, avec finition de laque

Col. /20-6051  
vergoldet, mit Lackfinish  
gold plated, with lacquer finish  
plaqué-or, avec finition vernier

Col. /50-6054  
schwarz verchromt, mit Lackfinish  
chromium plated black, with lacquer finish  
chromé noir, avec finition de laque

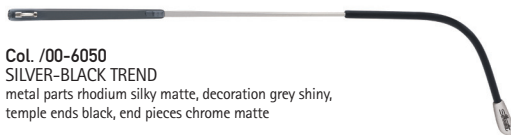
technische Änderungen und Druckfehler vorbehalten  
specifications are subject to change without notice, no liability will be assumed for misprints  
sous réserve de modifications techniques et d'erreurs d'impression

[www.silhouette.com](http://www.silhouette.com)

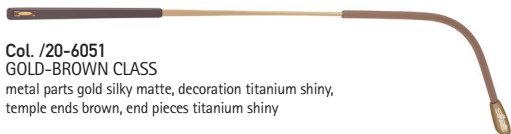
Mod. 5280



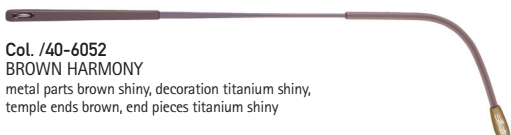
**Col. /00-6050**  
**SILVER-BLACK TREND**  
metal parts rhodium silky matte, decoration grey shiny,  
temple ends black, end pieces chrome matte



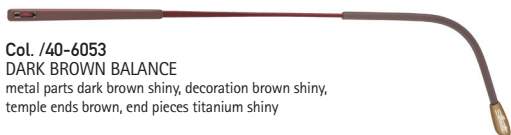
**Col. /20-6051**  
**GOLD-BROWN CLASS**  
metal parts gold silky matte, decoration titanium shiny,  
temple ends brown, end pieces titanium shiny



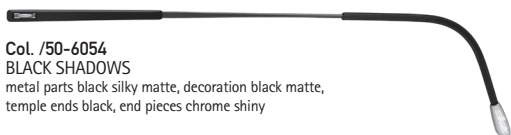
**Col. /40-6052**  
**BROWN HARMONY**  
metal parts brown shiny, decoration titanium shiny,  
temple ends brown, end pieces titanium shiny



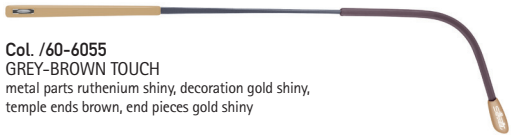
**Col. /40-6053**  
**DARK BROWN BALANCE**  
metal parts dark brown shiny, decoration brown shiny,  
temple ends brown, end pieces titanium shiny



**Col. /50-6054**  
**BLACK SHADOWS**  
metal parts black silky matte, decoration black matte,  
temple ends black, end pieces chrome shiny



**Col. /60-6055**  
**GREY-BROWN TOUCH**  
metal parts ruthenium shiny, decoration gold shiny,  
temple ends brown, end pieces gold shiny



*Silhouette*<sup>®</sup>

AUTHENTIC EYEWEAR. SINCE 1964.



[www.silhouette.com](http://www.silhouette.com)