

Silhouette®





Mod. 2876



SILHOUETTE
TITAN IMPRESSIONS FULLRIM

Mod. 2876

Kastensystem / Boxing system

	mm	50 x 33 (13,69 cm²)	52 x 34 (14,84 cm²)
	mm	54	56
	mm	17	18
	mm	145	145

B 2876
BM 571/2
135 mm
140 mm
145 mm
150 mm

GK 247

BLS 89

BA 863
BLS 41

SHE 153/2

FS 2876/50
2876/52

Ersatzteile / Spare parts / Pièces de rechange

Mod. 2876

SPX-Fassung mit Metallbügel aus High Tech Titan
SPX frame with metal temples made of High Tech Titanium
Monture en SPX avec branches en High Tech Titanium

Col. /00-6050
rhodiniert, mit Lackfinish
rhodium plated, with lacquer finish
rhodié, avec finition de laque

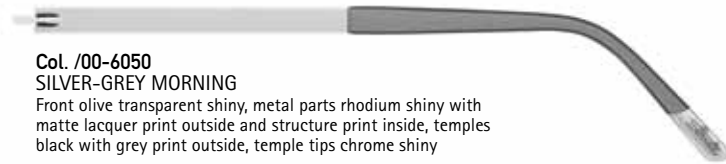
Col. /40-6053, 6054
verchromt, mit Farbfinish und Lackbeschichtung
chromium plated, with colour- and lacquer-finish
chromé, avec couleur de finition-vernie

Col. /40-6052, 6056
Farbgebung durch anodische Oxydation, mit Lackfinish
colouring by anodic oxidation, with lacquer finish
coloration par oxydation anodique, avec finition de laque

Col. /50-6057
schwarz verchromt, mit Lackfinish
chromium plated black, with lacquer finish
chromé noir, avec finition de laque

Mod. 2876

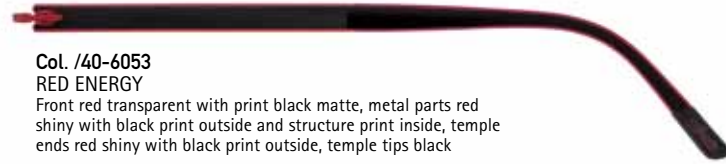
Silhouette®



Col. /00-6050
SILVER-GREY MORNING
Front olive transparent shiny, metal parts rhodium shiny with matte lacquer print outside and structure print inside, temples black with grey print outside, temple tips chrome shiny



Col. /40-6052
BROWN VITALITY
Front brown transparent shiny, metal parts brown shiny with matte lacquer print outside and structure print inside, temple ends olive with brown print outside; temple tips titanium shiny




Col. /40-6053
RED ENERGY
Front red transparent with print black matte, metal parts red shiny with black print outside and structure print inside, temple ends red shiny with black print outside, temple tips black



Col. /40-6055
VANILLA-GREY SANDDUNES
Front champagne-colored shiny, metal parts silver-gold silky matte with ivory print outside and structure print inside, temple ends grey with beige pearl print outside and inside, temple tips titanium matte



Col. /40-6056
TEAL-BROWN ISLAND
Front teal shiny, metal parts brown shiny with aubergine-colored print outside and structure print inside, temple ends brown with blue green print outside, temple tips titanium matte



Col. /50-6057
BLACK SHADOWS
Front black shiny with matte lacquer print, metal parts black chrome silky matte with shiny lacquer print outside and structure print inside, temple ends black matte, temple tips black shiny

