



Mod. 4337

TITAN NEXT GENERATION NYLOR / Mod. 4337

SPARE PARTS  
ERSATZTEILE / PIÈCES DE RECHANGE

Boxing System / Kastensystem / Système de castes

52 x 34 (15,13 cm <sup>2</sup> )	55	17	135
54 x 36 (16,31 cm <sup>2</sup> )	57	17	140

B 4337  
BM 576  
135 mm  
140 mm

GK 225

KU 8  
AC 246

NY 2 Unterfaden  
lower thread  
inférieur

SHE 153/2

FS 4337/52  
4337/54

BLS 85  
SP 96

n ≥ 1,6  
(+ PC, Trivex)



Mod. 4337

Metallfassung aus High Tech Titan  
Metal frame made of High Tech Titanium  
Monture en métal fabriqués en High Tech Titanium

METAL PARTS SURFACE / OBERFLÄCHEN METALLTEILE / SURFACES METALLIQUES

Col. /10-6050  
mit Titan beschichtet, mit Lackfinish  
titanium plated, with lacquer finish  
plaqué en titane, avec finition de laque

Col. /20-6051  
vergoldet, mit Lackfinish  
gold plated, with lacquer finish  
plaqué-or, avec finition vernie

Col. /40-6052, 6053, 6054, 6055  
verchromt, mit Farbfinish und Lackbeschichtung  
chromium plated, with colour- and lacquer-finish  
chromé, avec couleur de finition-vernies

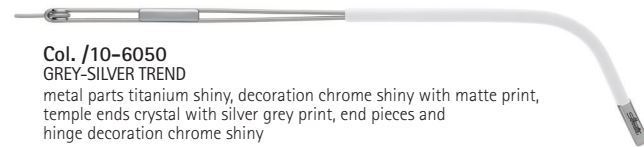
SILHOUETTE  
TITAN NEXT GENERATION NYLOR

Property of Silhouette / © Silhouette

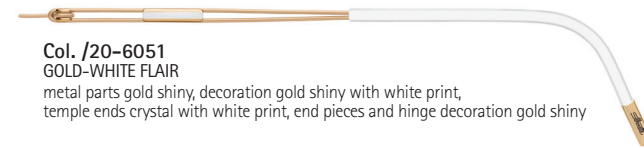
technische Änderungen und Druckfehler vorbehalten  
specifications are subject to change without notice, no liability will be assumed for misprints  
sous réserve de modifications techniques et d'erreurs d'impression

www.silhouette.com

K 4337 00 0000 0000



**Col. /10-6050**  
**GREY-SILVER TREND**  
metal parts titanium shiny, decoration chrome shiny with matte print,  
temple ends crystal with silver grey print, end pieces and  
hinge decoration chrome shiny




**Col. /20-6051**  
**GOLD-WHITE FLAIR**  
metal parts gold shiny, decoration gold shiny with white print,  
temple ends crystal with white print, end pieces and hinge decoration gold shiny



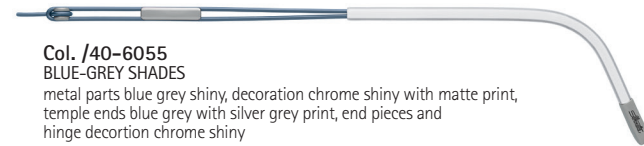
**Col. /40-6052**  
**BROWN HARMONY**  
metal parts brown shiny, decoration titanium shiny with brown print,  
temple ends dark brown, end pieces and hinge decoration titanium shiny



**Col. /40-6053**  
**ROSE CHARM**  
metal parts rosé shiny, decoration chrome shiny with matte print,  
temple ends crystal with rosé pearl print, end pieces and  
hinge decoration chrome shiny



**Col. /40-6054**  
**VANILLA-ROSE MOOD**  
metal parts light brown rosé shiny, decoration chrome shiny with rosé matte print,  
temple ends light brown with rosé matte print, end pieces and  
hinge decoration chrome shiny



**Col. /40-6055**  
**BLUE-GREY SHADES**  
metal parts blue grey shiny, decoration chrome shiny with matte print,  
temple ends blue grey with silver grey print, end pieces and  
hinge decoration chrome shiny

