

Silhouette
 ICONIC EYEWEAR MADE IN AUSTRIA. SINCE 1964.

Mod. 2904



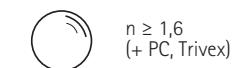
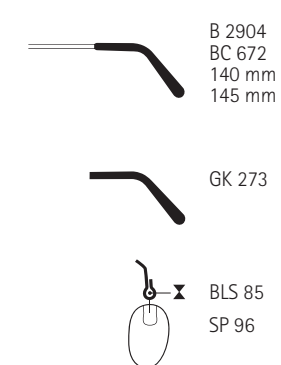
Urban FUSION

Urban FUSION / Mod. 2904

SPARE PARTS
 ERSATZTEILE / PIÈCES DE RECHANGE

Boxing System / Kastensystem / Système de castes

			
52 x 36 (16,22 cm²) 54 x 37 (17,45 cm²)	57 59	17 18	140 145



Cardboard box FK 104-3

Rubber ring MH 3 (P 0000 99 0025 0300)

Mod. 2904

SPX®+ frame with metal parts made of High Tech Titanium

SPX®+ Fassung mit Teilen aus High Tech Titan

Monture en SPX®+ avec parties en High Tech Titan

METAL PARTS SURFACE / OBERFLÄCHEN METALLTEILE / SURFACES METALLIQUES

Col. /20-6050
 vergoldet, mit Lackfinish
 gold plated, with lacquer finish
 plaqué-or, avec finition vernie

Col. /60-6051, 6052, 6107
 mit Ruthenium beschichtet, mit Lackfinish
 ruthenium plated, with lacquer finish
 plaqué en ruthenium, avec finition vernie

Col. /40-6053, 6054, 6055, 6104, 6105, 6106
 with colour- and lacquer-finish
 mit Farbfinish und Lackbeschichtung
 avec couleur de finition vernie

specifications are subject to change without notice, no liability will be assumed for misprints
 technische Änderungen und Druckfehler vorbehalten
 sous réserve de modifications techniques et d'erreurs d'impression

www.silhouette.com

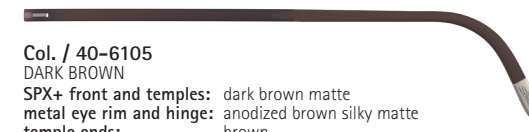
IN-LINE GLAZING



Col. / 20-6050
BLACK / GOLD
SPX+ front and temples: black matte
metal eye rim and hinge: gold shiny
temple ends: black
temple tips: gold shiny



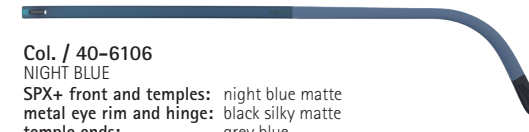
Col. / 40-6105
DARK BROWN
SPX+ front and temples: dark brown matte
metal eye rim and hinge: anodized brown silky matte
temple ends: brown
temple tips: titanium matte



Col. / 40-6053
HAVANNA WALNUT
SPX+ front and temples: havanna walnut matte
metal eye rim: dark brown silky matte
hinge: ruthenium silky matte
temple ends: ??
temple tips: titan shiny



Col. / 40-6106
NIGHT BLUE
SPX+ front and temples: night blue matte
metal eye rim and hinge: black silky matte
temple ends: grey blue
temple tips: black matte



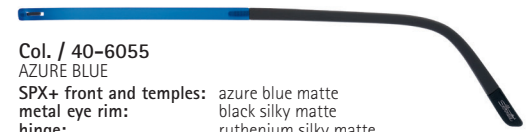
Col. / 40-6054
GREY BLUE
SPX+ front and temples: grey blue matte
metal eye rim: grey blue shiny
hinge: ruthenium shiny
temple ends: grey blue
temple tips: silver matte



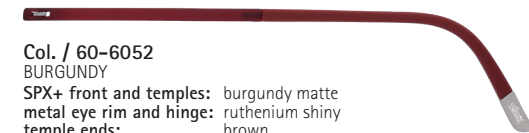
Col. / 60-6051
BLACK / GREY
SPX+ front and temples: black matte
metal eye rim and hinge: ruthenium shiny
temple ends: black
temple tips: titan shiny



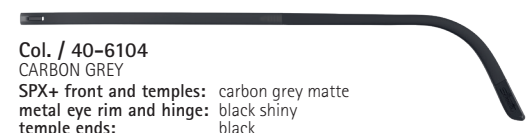
Col. / 40-6055
AZURE BLUE
SPX+ front and temples: azure blue matte
metal eye rim: black silky matte
hinge: ruthenium silky matte
temple ends: black
temple tips: black shiny



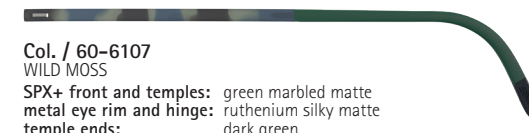
Col. / 60-6052
BURGUNDY
SPX+ front and temples: burgundy matte
metal eye rim and hinge: ruthenium shiny
temple ends: brown
temple tips: titanium shiny



Col. / 40-6104
CARBON GREY
SPX+ front and temples: carbon grey matte
metal eye rim and hinge: black shiny
temple ends: black
temple tips: black shiny



Col. / 60-6107
WILD MOSS
SPX+ front and temples: green marbled matte
metal eye rim and hinge: ruthenium silky matte
temple ends: dark green
temple tips: black shiny



Milling of optical lenses with nylon-groove

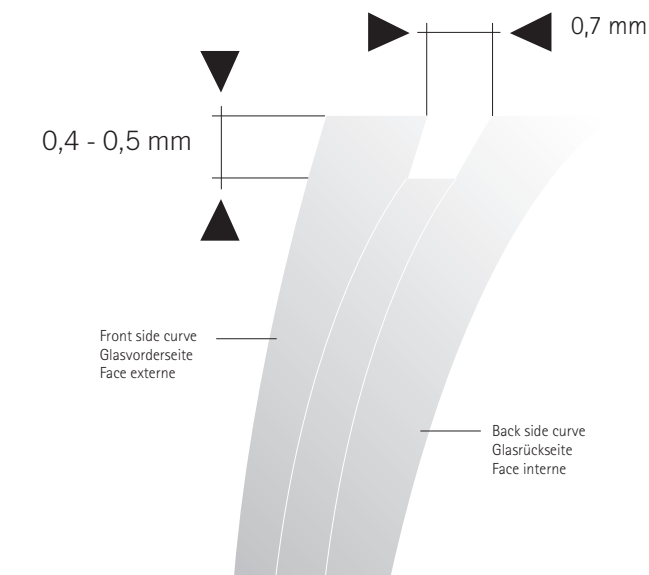
Groove-depth:	0,4 - 0,5 mm
Groove-width:	0,7 mm
Basis curve frame:	5B
Basis curve lens:	4-6 B
Minimum thickness of lens rim:	1,8 - 2,0 mm

Optische Linse mit Nylon-Nut schleifen

Nuttiefe:	0,4 - 0,5 mm
Nutbreite:	0,7 mm
Basiskurve Fassung:	5B
Basiskurve Linse:	4-6 B
Minimale Glasranddicke:	1,8 - 2,0 mm

Taillage des verres optiques avec rainure nylon

Profondeur de rainure:	0,4 - 0,5 mm
Largeur de rainure:	0,7 mm
Courbure de base de la monture:	5B
Courbure de base du verre:	4-6 B
Verre:	1,8 - 2,0 mm



Transfer shape only via formers or OMA-files!
Scheibenform ausschließlich mit Formscheiben oder OMA-Daten übertragbar!
Transfer de la forme uniquement en utilisant le gabarit ou le dossier OMA!

ATTENTION: due to minimalist diameters of front frame do not heat under any circumstances!
ACHTUNG: wegen der minimalistischen Querschnitte des Brillenrahmens auf keinen Fall erwärmen!
ATTENTION: en raison du contour mince, ne jamais chauffer la monture!

Insert lens from behind!
Note: mounting from the front could crack the lens
Linse von hinten einsetzen!
Notiz: beim Einsetzen von vorne, Gefahr des Ausplatzens
Insérez le verre par l'arrière!
Note: l'insertion par l'avant peut causer un bris du verre



NEW - NEU - NOUVEAU

The sensation of perfect vision. PREMIUM LENSES MADE BY SILHOUETTE.
Die Sensation perfekten Sehens. HOCHWERTIGE GLÄSER AUS DEM HAUSE SILHOUETTE.
La sensation d'une expérience visuelle parfaitement aboutie. DES VERRÉS HAUT DE GAMME PAR SILHOUETTE.